

STEALTH MATTERS



CATALOG 2024
STR**KER**
HUNTING
BLINDS

STANKE

WHY STRYKER?

Stryker Hunting Blinds understands what you're made of.

That's why we craft our blinds for hunters who value patience, precision, and the thrill of the chase.

Whispertrack sliding windows

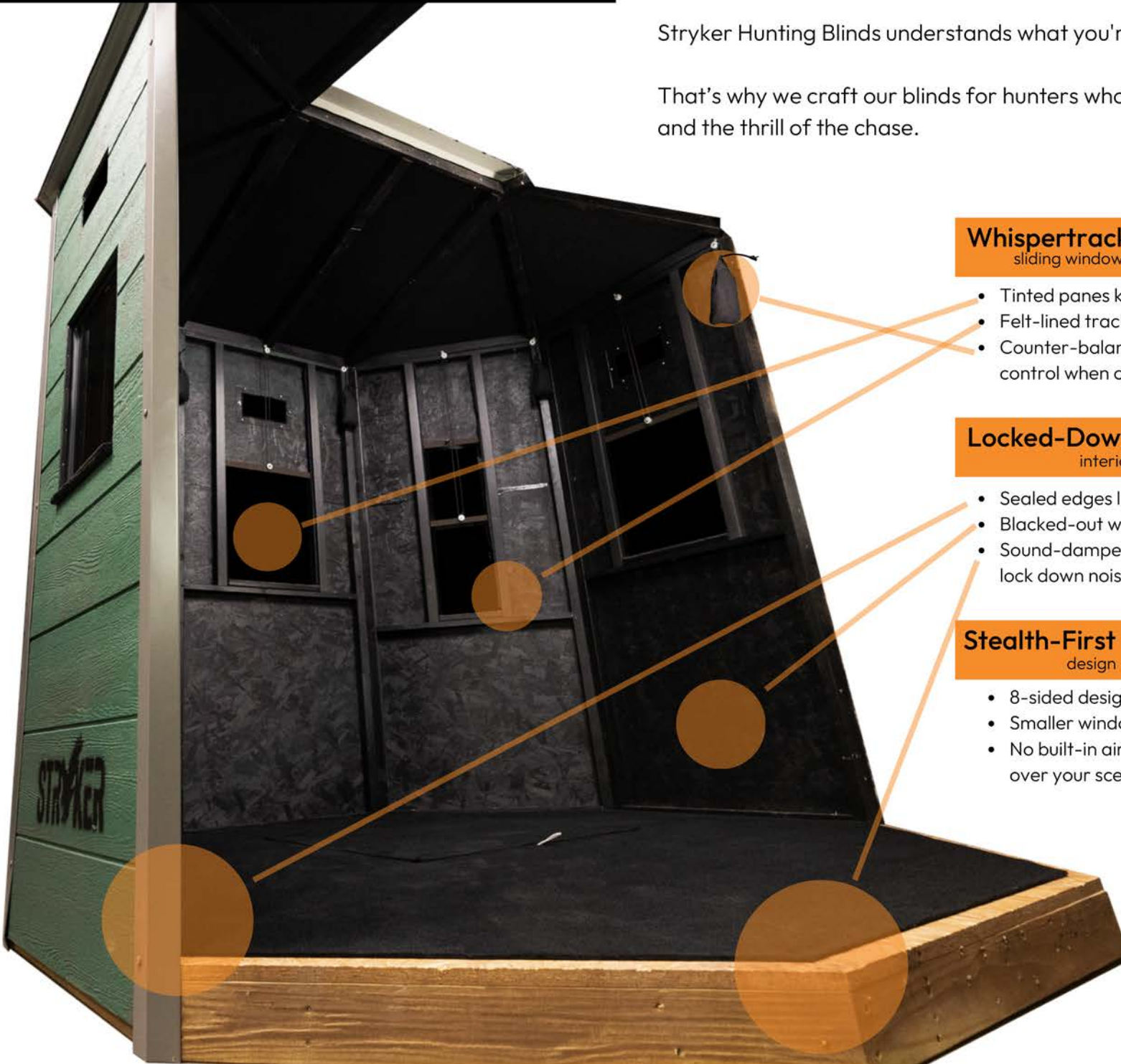
- Tinted panes keep you out of sight
- Felt-lined tracks keep the windows whisper quiet
- Counter-balanced openers give you precision control when opening and closing windows

Locked-Down interior


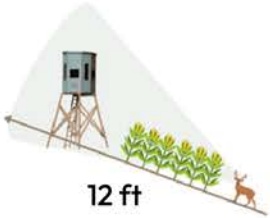

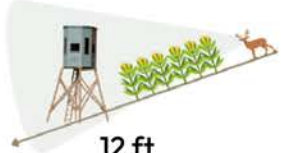

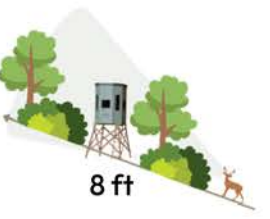

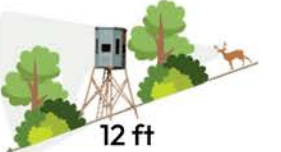

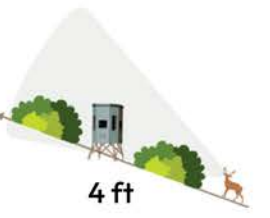

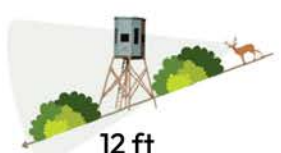



- Sealed edges lock down scent
- Blacked-out walls lock down light
- Sound-dampened floors and ceilings lock down noise

Stealth-First design

- 8-sided designs lets you see everything
- Smaller windows let you hide in corners
- No built-in air vents so you have total control over your scent



CHOOSING YOUR BASE HEIGHT

 <p>bait station</p>	 <p>12 ft</p>	 <p>12 ft</p>	 <p>12 ft</p>
 <p>forest</p>	 <p>8 ft</p>	 <p>8 ft</p>	 <p>12 ft</p>
 <p>scrub brush</p>	 <p>4 ft</p>	 <p>4 ft</p>	 <p>12 ft</p>
	 <p>from downhill</p>	 <p>on a flat plain</p>	 <p>from uphill</p>

CHOOSING YOUR ENTRY TYPE



Bottom Entry



Side Entry

Pros	<ul style="list-style-type: none"> • Smaller Footprint: takes up less space, harder to see • Stealthier: more discreet way of entering and exiting 	<ul style="list-style-type: none"> • More Accessible: easier, especially with gear • More Safe: poses fewer risks, especially with gear
Cons	<ul style="list-style-type: none"> • Less Accessible: challenging, especially with gear • Less Safe: might pose risks, especially with gear 	<ul style="list-style-type: none"> • Larger Footprint: takes up more space, easier to see • Less Stealthy: less discreet way of entering and exiting
Best for...	<ul style="list-style-type: none"> • Experienced Hunters • Solo Hunters 	<ul style="list-style-type: none"> • Beginners • Groups • Hunters with lots of equipment • Hunters with physical limitations





STRYKER



front view

Outlander
5x5 Gun Blind

Features

- 5.5 ft x 5.5 ft x 7 ft
- 6 x WhisperTrack sliding gun windows (5 if side entry)
- 8 x Peep windows



front view

Outlander Pro
5x5 Archery Blind

Features

- 5.5 ft x 5.5 ft x 7 ft
- 4 x WhisperTrack sliding gun windows (3 if side entry)
- 2 x WhisperTrack sliding archery windows
- 6 x Peep windows (5 if side entry)



back view -
side entry



back view -
bottom entry



Outlander XL
7x7 Gun Blind



back view -
side entry



back view -
bottom entry



Outlander Pro XL
7x7 Archery Blind





front view

ShadowMax 6x6 Gun Blind

Features

- 6 ft x 6 ft x 8 ft
- 8 x WhisperTrack sliding gun windows



front view

ShadowMax Pro 6x6 Archery Blind

Features

- 6 ft x 6 ft x 8 ft
- 4 x WhisperTrack sliding gun windows
- 4 x WhisperTrack sliding archery windows



back view -
side entry



back view -
bottom entry



ShadowMax LXL 8x8 Gun Blind



back view -
side entry



back view -
bottom entry



ShadowMax Pro XXL 8x8 Archery Blind





front view

EconoMax
5x5 Gun Blind

Features

- 5 ft x 5 ft x 7.75 ft
- 3 x Flip-up gun windows
- 4 x Peep windows



front view

EconoMax Pro
5x5 Archery Blind

Features

- 5.5 ft x 5.5 ft x 7.75 ft
- 3 x Flip-up gun windows
- 4 x Side-swing archery windows



UPGRADES + ACCESSORIES



DuraSteel upgrade

Upgrade your base and/or entry to steel.

- Steel DuraBase (4 ft, 8 ft, 12 ft)
- Steel DuraLadder (8 ft, 12 ft)
- Steel DuraStairs (4 ft, 8 ft, 12 ft)



SureShot gun rest

Turn any archery window into a gun window.



Peep Window upgrade

Add peep windows to your ShadowMax series hunting blind.

- Set of 4
- Set of 8



ThermoPane window upgrade

Upgrade your sliding windows to double-paned + argon injected. Reduces window fog and frost.



ShadowBlocker window shades

ShadowBlocker window shades make sure your prey can't see your silhouette inside the blind.

Available in these sizes:

- Peep windows (16W x 8H)
- Outlander archery windows (12W x 20H)
- ShadowMax archery windows (16W x 20H)
- Gun windows (24W x 20H)
- EconoMax windows (12x40)



WindowMax upgrade

Add two additional windows to your Outlander series hunting blind.

- 2 x WhisperTrack sliding gun windows
OR
- 2 x WhisperTrack sliding archery windows



TESTIMONIALS



"My wife and I have been using Stryker hunting blinds for the last few years now and we love them!

There are so many different features we like about them. They are roomy enough for my wife and daughter to comfortably hunt in. The silent window technology lets you open the windows with no sound which is extremely convenient in the moments that matter most, and lastly they are sealed so well.

I actually killed my biggest whitetail buck to date out of a 6x6 with a trouble wind blowing right to him which scored 172 1/8. If you can be undetected by a big mature buck like that, that right there is proof that Stryker Hunting Blinds are the best!"

Ted Nestor

The Chase with Ted and Amber

I purchased a Stryker blind three years ago because I am deaf in one ear. The assembly went smoothly. The mounting they used to secure it into the ground withstood 100 MPH straight winds without an issue. By having the blind and being 12 feet in the air, I can see the deer and be prepared to take an accurate shot without relying on sound. I have shot four arrows in three years and have harvested three deer.

Tom Abraham

These Blinds are Next Level! Very painless to set up and unbelievable comfort to hunt from! With the ones we have used it has been a great experience! These blinds truly spoil you! Such a great value and excellent customer service!

David Lape



step 1
choose your
BLIND



step 2
choose your
BASE



step 3
choose your
ENTRY



STRYKER
HUNTING
BLINDS

strykerhuntingblinds.com

an HLS brand



For more info, contact:

8990 State Route 39
Millersburg, OH 44654
phone (330) 674-3900
fax (330) 674-5559
info@strykerhuntingblinds.com